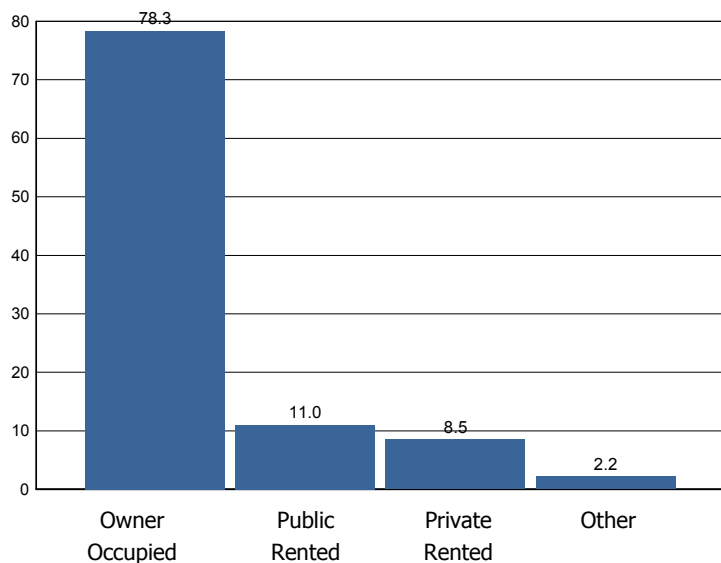


Bourton

All households (with at least one usual resident)	364
All household spaces	386
% with no usual residents	5.7%

Average household size	2.3
Average number of bedrooms	3.3
Households with no central heating	12

Tenure



Communal Establishments

All communal establishments	0
All usual residents in communal establishments	0

Cars

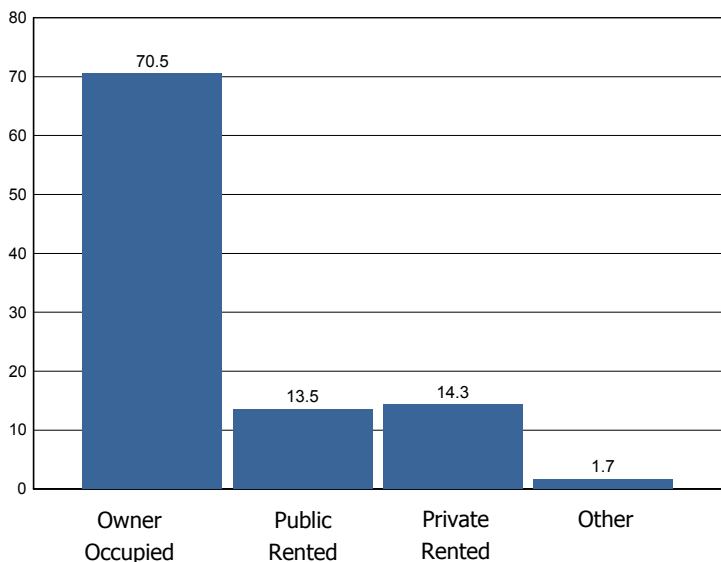
No cars/vans in household	7.4%
1 car/van in household	38.8%
2 or more cars/vans in household	53.8%

North Dorset

All households (with at least one usual resident)	28,670
All household spaces	30,416
% with no usual residents	5.7%

Average household size	2.3
Average number of bedrooms	2.9
Households with no central heating	709

Tenure



Communal Establishments

All communal establishments	70
All usual residents in communal establishments	3,011

Cars

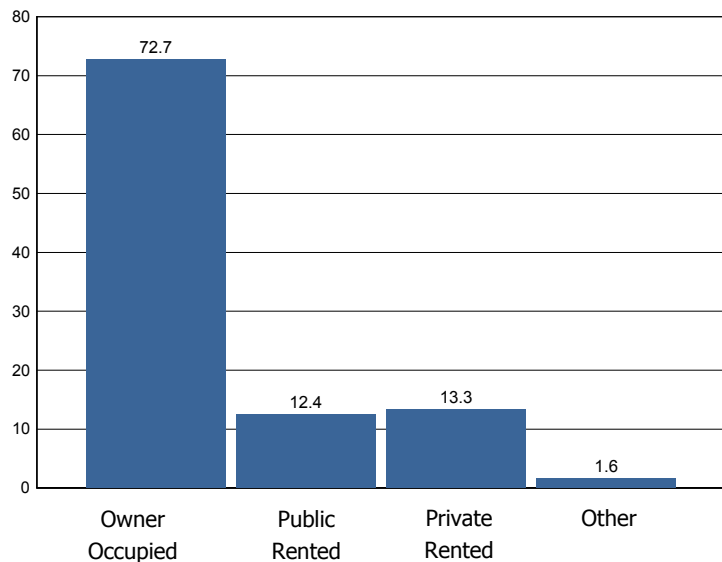
No cars/vans in household	12.0%
1 car/van in household	42.1%
2 or more cars/vans in household	45.9%

Dorset

All households (with at least one usual resident)	180,213
All household spaces	195,059
% with no usual residents	7.6%

Average household size	2.2
Average number of bedrooms	2.8
Households with no central heating	5,058

Tenure



Communal Establishments

All communal establishments	594
All usual residents in communal establishments	9,539

Cars

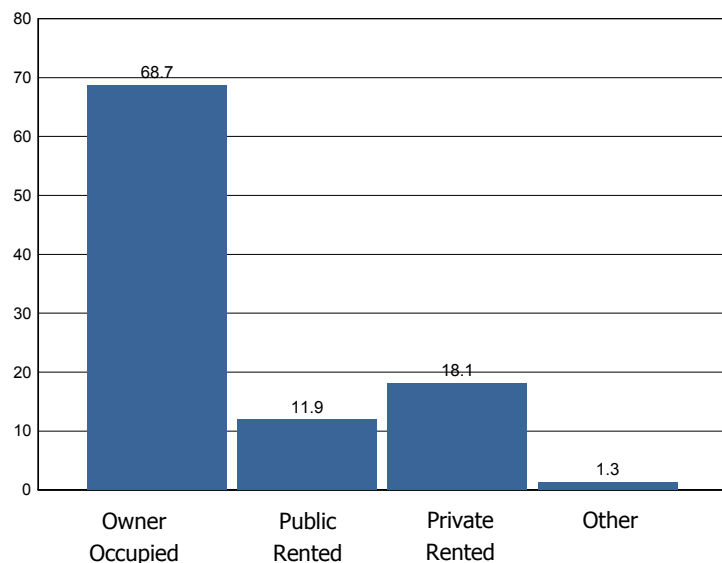
No cars/vans in household	15.5%
1 car/van in household	43.5%
2 or more cars/vans in household	41.0%

Dorset, Bournemouth and Poole

All households (with at least one usual resident)	326,117
All household spaces	348,721
% with no usual residents	6.5%

Average household size	2.2
Average number of bedrooms	2.7
Households with no central heating	9,654

Tenure



Communal Establishments

All communal establishments	1,132
All usual residents in communal establishments	16,434

Cars

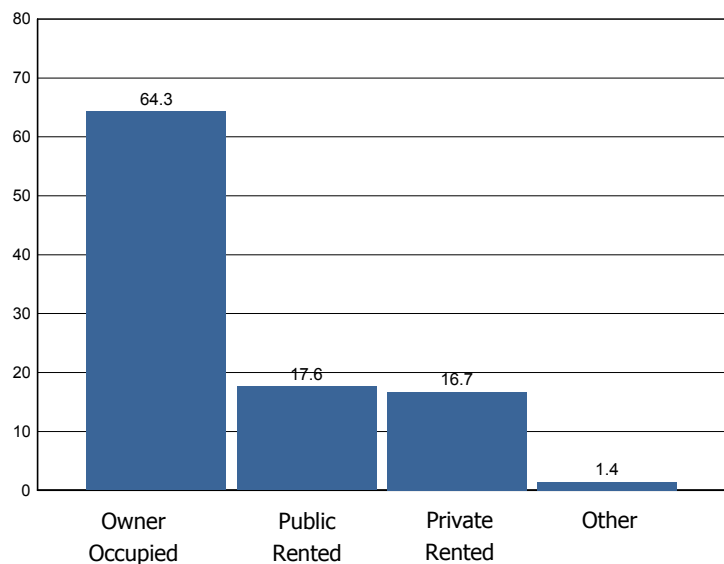
No cars/vans in household	18.6%
1 car/van in household	43.9%
2 or more cars/vans in household	37.5%

National (England and Wales)

All households (with at least one usual resident)	23,366,044
All household spaces	24,429,618
% with no usual residents	4.4%

Average household size	2.4
Average number of bedrooms	2.7
Households with no central heating	624,095

Tenure



Communal Establishments

All communal establishments	59,032
All usual residents in communal establishments	1,004,799

Cars

No cars/vans in household	25.6%
1 car/van in household	42.2%
2 or more cars/vans in household	32.2%