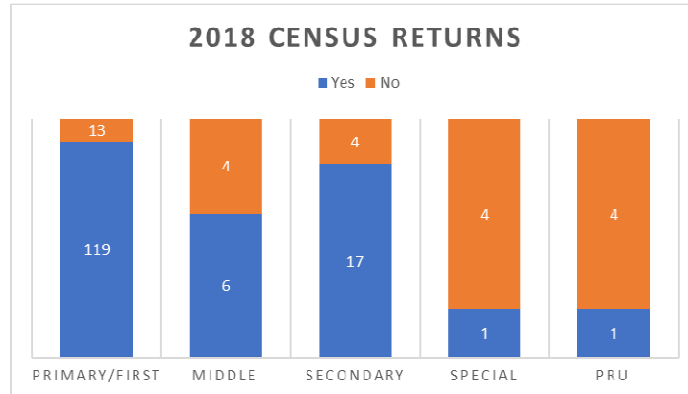


# Dorset Music Education Hub

## Data Collection & Music Census 2018 - Summary Report

### Census returns

Out of a possible 173 we have received 144 (83%) 15% more than last year. The huge improvement is down to 25 extra returns from Primary/First/Infant Schools. Special School returns have reduced from 3 to 1, Middle Schools have remained static and we received 1 extra Secondary and PRU return than last year. Census returns broken down by phases:



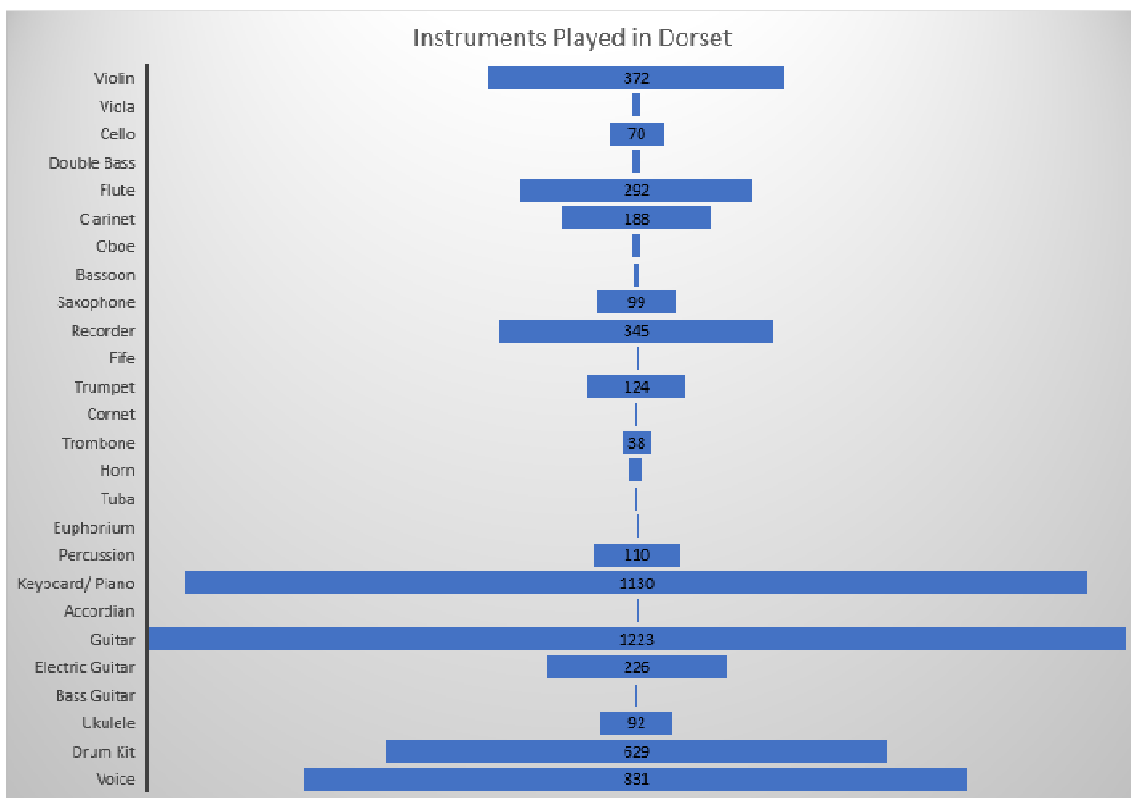
### Pupil learning instruments

The census reports that across Dorset we have 10,371 students learning musical instruments; this includes Musicianship Programme students.

429 students were identified as Pupil Premium, 266 students with SEN and 101 students with both SEN and Pupil Premium. (DMEH reports this with caution as schools often missed completing this data on the return and all these figures were down on last years despite greater numbers of students learning).

The number of student receiving a subsidy towards the cost of tuition has fallen dramatically from by 348 to 141.

From the schools that reported there is almost a relatively balanced split between boy and girls receiving tuition when all participants are added together from Key Stage 1 to 5 (Boys 41%, Girls 48%).




## Musicianship Programme

4256 students took part in whole class instrumental learning in 2016/17 and 1028 (24%) students continued to learn an instrument in 2017/18. The participation rate has been maintained from the previous year; although the continuation rate has dipped from 30% thus prompting a change to how continuation lessons are offered.

## Ensembles

121 choirs which is not quite one per every Dorset school that returned their census.  
242 ensembles were reported in Dorset as per the table below.



This year the numbers of students reported to be attending an ensemble has fallen from 5562 to 4331. The table of data below indicates participation numbers at all Key Stages.

	Boys 16/17	Boys 17/18	Girls 16/17	Girls 17/18	Total 16/17	Total 17/18
KS1	367	158	623	346	990	504
KS2	1053	685	1807	1657	2860	2342
KS3	409	299	641	604	1050	903
KS4	162	180	312	251	474	431
KS5	68	64	120	87	188	151
					<b>5562</b>	4331

We can report that 8% of the student population is represented in music ensembles across Dorset. Across all Key Stages: 14 students fees were subsidised, 348 students were eligible for Pupil Premium 357 students were recorded as having SEN, 88 students were recorded to have SEN and be eligible for Pupil Premium.